

What to do today

IMPORTANT Parent or Carer – Read this page with your child and check that you are happy with what they have to do and any weblinks or use of internet.

1. Read a report about Lego Star Wars

- Read [Lego Star Wars Game Description](#). Read it twice: the first time in your head and the second time out loud.
- *Who do you think this report is written for?*

2. Remind yourself about the features of Non-Chronological Reports

- Use the [Revision Card](#) to remind yourself about the features of Non-Chronological Reports.
- Which of these features can you find in the [Lego Star Wars Game Description](#)? Write and highlight the text to show where you find them.

[Share your highlighting with a grown-up. Explain the features that you have spotted.](#)

3. Read some more reports

- Read the report for [Just Dance](#) and [Super Mario Kart](#).
- You could challenge yourself to read the report for [Zelda](#) too. (It is more complicated.)
- Look at [Technical Language to Spot](#). Can you write an explanation of at least three of these pieces of vocabulary?

Try these Fun-Time Extras

- Can you pick one more of these games and research more about it? Try to find five more facts.
- Can you make an illustration that would go with one of these reports?

Lego Star Wars™: The Force Awakens - Game Description

What is it?

The Force Awakens gives a humorous look on the first of the most recent trilogy of Star Wars movies. It contains multiple levels and over 200 characters. It also includes extra and expanded levels. The game delves further into the plot than previous games. It offers detailed story content, covering almost every scene from the movie, but as in previous Lego Star Wars games it's done in a humorous way. You find stormtroopers clowning around at rallies or stocking up on wookiee-cookies for Chewbacca to coax him into the Millennium Falcon.

How is it different to previous versions?

This is the first Lego Star Wars game where the characters speak, but often with humour. It also bridges the gap between The Return of the Jedi story and The Force Awakens. New game features include Multi-Build which allows players to build new paths, then break them up and rebuild different ones. It also includes a duck and cover feature in the exciting new Blaster Battle game mode. The graphics have been greatly developed and flight simulation is fantastic.

How do you play?

As with previous games, you collect 'studs', small LEGO pieces that are used as currency. The game can be played on multiple platforms with many including online co-operative play, allowing two players on different consoles to play the game. However single-console co-operative is also supported.



Revision Card - Features of a Non-Chronological Report

Lego Star Wars™: The Force Awakens - Game Description

What is it?

The Force Awakens gives a humorous look on the first of the most recent trilogy of Star Wars movies. It contains multiple levels and over 200 characters. It also includes extra and expanded levels. The game delves further into the plot than previous games. It offers detailed story content, covering almost every scene from the movie, but as in previous Lego Star Wars games it's done in a humorous way. You find stormtroopers clowning around at rallies or stocking up on wookiee-cookies for Chewbacca to coax him into the Millennium Falcon.

How is it different to previous versions?

This is the first Lego Star Wars game where the characters speak, but often with humour. It also bridges the gap between The Return of the Jedi story and The Force Awakens. New game features include Multi-Build which allows players to build new paths, then break them up and rebuild different ones. It also includes a duck and cover feature in the exciting new Blaster Battle game mode. The graphics have been greatly developed and flight simulation is fantastic.

How do you play?

As with previous games, you collect 'studs', small LEGO pieces that are used as currency. The game can be played on multiple platforms with many including online co-operative play, allowing two players on different consoles to play the game. However single-console co-operative is also supported.

Contains information and **facts**

Organised into **sections** with headings and sub-headings

Has a clear main **title**

Begins with an **introduction**

Present tense mainly (Describes how it is now)

Includes **technical vocabulary**

Just Dance™ 2019 - Game Description

Overview

Just Dance 2019 is a multiplayer Dance Party-Rhythm game for PlayStation. In the game, players dance to the beat of current and older tracks. They copy dance move prompts, which are projected at the bottom of the screen. The game uses the PlayStation Move controller system which is sold separately, or alternatively you can use a smart phone with the Just Dance app downloaded as your motion controller.

Tell me more

Just Dance 2019 kick-starts the party with over 40 tracks from popular artists including today's hottest hits. It features a variety of gameplay modes, like *Kid* mode. This has songs that are appropriate for children. The popular *Just Sweat* mode is back, with more workout plans and playlists. It also has a multiplayer option.

All tracks provide song lyrics on-screen, so even if you don't score points with your voice, you're sure to score some with the crowd. This game is a great addition for any night in with your friends.

Additional features

- All-new game modes
- A cardio training option
- Lots of downloadable tracks to keep your dance party up-to-date
- Spotify playlist option

Super Mario Kart™ Deluxe 8 - Game Description

History/background

Super Mario Kart is a go-kart racing video game published for Super Nintendo Entertainment System in August 1992 in Europe and North America. The game sold eight million copies worldwide. It became the third best-selling game of all time. The graphics in the earlier version were considered 'detailed' by the Nintendo Magazine System and also 'spectacular' considering the period when the game was released.

How to play

The player takes control of the main characters from the Mario series using their controller. There are over 40 total characters, each with different capabilities and skills. The player races against computer-controlled characters in multi-race cups. There are 48 different tracks available. Gameplay features allow for advanced manoeuvres such as hopping and power sliding. The second manoeuvre allows a kart to maintain its speed while turning corners but executing the move too long will cause the kart to spin.

Main characters

The eight original characters of the game are Mario, Luigi, Princess Peach, Yoshi, Bowser, Donkey Kong Jr., Koopa Troopa and Toad. However, over the years this has increased and in this version of the game over 40 characters are available. The characters have their own skills, top speed, acceleration and handling. Each character has its power-ups. Yoshi drops eggs while Donkey Kong Jr. throws bananas.

Pros

- The gameplay offers speed and offensive boosting power-ups, which the player can use
- Players can also race against the clock in a Time Trial mode
- Multiplayer mode allows players to race against each other one-on-one
- Available for more than one platform

The Legend of Zelda Games™ - Game Description

Overview

The Legend of Zelda games feature a mixture of action, puzzles, adventure/battle gameplay, exploration, and questing. These elements have remained constant throughout the series, but with refinements and additions featured in each new game. Later games in the series also comprise stealth gameplay, where the player must avoid enemies while proceeding through a level, as well as racing elements.

Although the games can be played with a minimal amount of exploration and side quests, the player is frequently rewarded for solving puzzles or exploring hidden areas with helpful items or increased abilities. Some items are consistent and appear many times throughout the series, such as bombs, which can be used both as weapons and to open blocked or hidden doorways, boomerangs, which can kill or paralyse enemies, keys for locked doors, magic swords, shields, and bows and arrows, while others are unique to a single game.

The game in detail

Every game in the main *Zelda* series has consisted of three principal areas: an over-world in which movement is multidirectional, allowing the player some degree of freedom of action, areas of interaction with other characters in which the player gains special items or advice, and dungeons. Each dungeon usually has one major item inside, which is usually essential for solving many of the puzzles in that dungeon and often plays a crucial role in defeating that dungeon's boss as well as progressing through the game. In nearly every *Zelda* game, navigating a dungeon is aided by locating a map, which reveals its layout, and a magic compass, which reveals the location of significant and smaller items such as keys and equipment. In later games, the series also included a special 'boss key', which would unlock the door to battle the dungeon's boss enemy.

How to survive

In most *Zelda* games, the player's life meter is represented as a line of hearts. The life meter is replenished in a number of different ways, including picking up hearts left by some defeated enemies, fairies or springs located in specific locations, or using an item such as a potion.

Technical language to spot

*Try to explain at least three of these pieces of technical language.
Look back in the report to see it in context.*

Star Wars: graphics, platforms, console

Just Dance: multiplayer, controller system, download, smart phone

Mario Kart: controller, gameplay, platform

Zelda: gameplay, multidirectional, life meter

What to do today

IMPORTANT Parent or Carer – Read this page with your child and check that you are happy with what they have to do and any weblinks or use of internet.

1. Read another non-chronological report.

- Read [Fifa 19 Review](#). Do you think the writer liked the game? Why?
- Use the [Revision Card](#) to remind yourself about the Features of a Non-Chronological report.
- Highlight and write to mark some of these features on the [Fifa 19 Review](#).

2. Make notes about a game

- Choose one of the [CBeebies games](#). They are designed for younger children. Try playing it, ready to write a report.
- Make notes about it on [Game Notes](#).

3. Now for some writing

- Write a report about the game that you chose. Try to include some of the features of a Non-Chronological Report.

Try these Fun-Time Extras

- Can you find out what games other people in your class chose? Could you read their reports and try out their games?
- Could you send your report to a younger relative or their parents?
- Can you try out some of the other games? You could make a table to show how they are similar or different to the one that you chose.

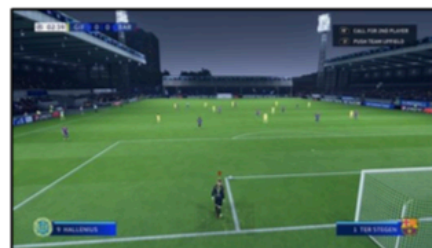


FIFA 19 (2018) Review

What parents need to know

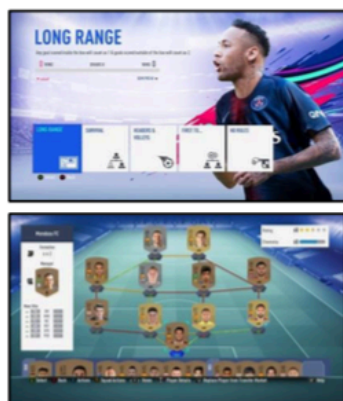
Parents need to know that *FIFA 19* is essentially a soccer simulation. It doesn't contain anything inappropriate for young eyes or ears.

- Positive messages
- Positive role models
- Ease of play



What can children learn from this game?

Kids can learn the rules to soccer, how to follow codes of conduct and what it takes to devise a winning strategy in a soccer game. To a lesser extent, *FIFA 19* also teaches kids how to work with others to reach a goal. By watching how the pros play and experiencing which moves are legal and which are not, kids can come away with a better understanding of how to play soccer.




What's it about?

As with previous versions of this soccer game, *FIFA 19* is a simulation that virtually recreates the world's most popular sport. Gamers can select their favourite team, take control over all the players and vie for supremacy on the pitch. This year's game offers multiple solo and multiplayer modes (both online and in front of the same TV), many platforms to play on and improvements to artificial intelligence (A.I.), dribbling, ball control and more. *FIFA 19* houses more than 500 officially licensed clubs and roughly 15,000 players.

Is it any good?

FIFA 19 boasts gorgeous and intense action on the pitch compared to its predecessors - thanks, in part, to high-definition player models, lifelike animation and authentic ball and player physics.



Pros

- Visually, it is brilliant
- Nine new game modes available in this version
- Extra new features include a double press goal shooting option, making goals fizz like a rocket
- The music and graphics are superb, especially the stadiums and detail on the players such as beads of sweat and rustling shirts on windy days

Cons

- *FIFA 19*'s free-flowing football can be tricky to master
- Tackle outcomes are more realistic but mean you often come out as the underdog
- The Journey story section of the game is a little disappointing and seems uninspired.

Revision Card - Features of a Non-Chronological Report

Lego Star Wars™: The Force Awakens - Game Description

What is it?

The Force Awakens gives a humorous look on the first of the most recent trilogy of Star Wars movies. It contains multiple levels and over 200 characters. It also includes extra and expanded levels. The game delves further into the plot than previous games. It offers detailed story content, covering almost every scene from the movie, but as in previous Lego Star Wars games it's done in a humorous way. You find stormtroopers clowning around at rallies or stocking up on wookiee-cookies for Chewbacca to coax him into the Millennium Falcon.

How is it different to previous versions?

This is the first Lego Star Wars game where the characters speak, but often with humour. It also bridges the gap between The Return of the Jedi story and The Force Awakens. New game features include Multi-Build which allows players to build new paths, then break them up and rebuild different ones. It also includes a duck and cover feature in the exciting new Blaster Battle game mode. The graphics have been greatly developed and flight simulation is fantastic.

How do you play?

As with previous games, you collect 'studs', small LEGO pieces that are used as currency. The game can be played on multiple platforms with many including online co-operative play, allowing two players on different consoles to play the game. However single-console co-operative is also supported.

Contains information and **facts**

Organised into **sections** with headings and sub-headings

Has a clear main **title**

Begins with an **introduction**

Present tense mainly (Describes how it is now)

Includes **technical vocabulary**

Suggested CBeebies games to review

Select any of the games found on this link:

<https://www.bbc.co.uk/cbeebies/games>

Our favourites include:

- Go Jetters Global Glitch Game
- Dangermouse Dash
- Hop to it with Peter Rabbit
- My World Kitchen Game
- The Furchester Hotel: A Helping Hand
- Get building (Nina and the Neurons)
- Ruff Ruff, Tweet and Dave
- Pat's parcel sort

Game Notes

Notes about

Who is the game for? (audience)

What is the aim of the game?


How good is it?

How is it played? (rules)

What skills are needed to play?

Game Report

[illegible]



What to do today

IMPORTANT Parent or Carer – Read this page with your child and check that you are happy with what they have to do and any weblinks or use of internet.

1. Read a Portrait Poem

- Read the poem, “*Simon, my best friend...*”
- What does Simon have in common with you? What is different about you and him?

2. Remind yourself about the present and past tense

- Use the *PowerPoint presentation* or the *Revision Card* to remind yourself about the Present and Past Tense.
- Complete *Past/Present Tense practice*.

Well done! Now explain your answers to a grown-up. You can check them with the sheet at the end of this pack.

3. Now for some writing

- Use the *Portrait Poem template* to write about one of your friends.
- Write sentences about them in the present tense.
- Add a portrait of them in the middle of the template.

Try these Fun-Time Extras

- Can you send your poem to your friend?
- Can you write two more *Portrait Poems* about people in your family?

*Simon, my best friend, is really cool

Simon's favourite animals are snakes, whales and big cats



Simon's worst nightmare is West Ham going down.

Simon plays football with me at school

Revision Card – Past and Present Tense

Past and Present Tense - Verbs

Verbs indicate that someone or something is doing, feeling or being.

verbs

Basanti loves her cat.

verbs

Basanti's cat sleeps all day long.

I sympathise.

I absolutely adore my budgie.



Usually **verbs** have the name of a person or thing or a pronoun in front of them.

Verbs have a **tense**.

They can tell us *when* the action happened.

Past tense	Present tense
The sheep <i>walked</i> .	The sheep <i>walks</i> .
She <i>carried</i> a bag.	She <i>carries</i> a bag.
I <i>ate</i> an ice-cream.	I <i>eat</i> an ice-cream.
You <i>did</i> not have to smile.	You <i>do</i> not have to smile.



For regular **verbs** we add ed to show that an action is **in the past** and **complete**.

walked

jumped

scoreed

danceed

skated

listened

balanced

Irregular **verbs** take different forms when showing past tense; we learn them through hearing them used.

ran

won

did



Past/Present Tense Practice

Change these sentences into simple past tense.

1. It rains and rains
2. Basanti carries the cat.
3. We do not want to go.
4. We are lost.

Change these sentences into simple present tense

5. My budgie squawked.
6. Basanti grabbed her cat.
7. We found the cage.
8. I was relieved.

Portrait poem template

Past/Present Tense Practice - ANSWERS

Change these sentences into simple past tense.

1. It rains and rains

It rained and rained.

2. Basanti carries the cat.

Basanti carried the cat.

3. We do not want to go.

We did not want to go.

4. We are lost.

We were lost.

Change these sentences into simple present tense

5. My budgie squawked.

My budgie squawks.

6. Basanti grabbed her cat.

Basanti grabs her cat.

7. We found the cage.

We find the cage.

What to do today

IMPORTANT Parent or Carer – Read this page with your child and check that you are happy with what they have to do and any weblinks or use of internet.

1. Read a shape poem.

- Read the poem: [Rolling Down A Hill](#).
- This is a poem written to look at on the page. Can you use your voice or actions to find a good way to read it out loud?

2. Learn about the progressive tense

- Use the [PowerPoint](#) or the [Revision Card](#) to learn about the progressive form of verbs.
- Complete [Progressive Tense Practice](#).

Well done! Check your answers with a grown-up. You can look at the end of this pack for the answers.


3. Now for some writing

- Think of some [Action Poem Ideas](#). Write them down on the sheet. You could use a new idea that isn't written there.
- Use some of your ideas to write a poem. Try to set it out so that the shape on the page matches the action.

Try these Fun-Time Extras

- Can you send your poem to somebody else?
- Can you make up some more Action Poems so that you have a whole-series of them.
- Can you find some more information about Colin West?
<https://www.colinwest.com/about/>

ROLLING DOWN A HILL



I'm rolling
rolling
rolling
down

I'm rolling
down it
still

I'm rolling
rolling
rolling
down

I'm rolling
down a
hill

I'm rolling
rolling
rolling
down

I'm feeling
ill
but now

COLIN WEST

Revision Card – Progressive Tense


The progressive form is continuous.

It suggests that the action **progresses**, for a period of time,

Tom's tortoise *was waiting* for his lettuce.

or **progresses** at the time something else happens or happened.

Tom's tortoise *was waiting* when he saw the lawnmower.



This can be in the **present** (happening now)

WOW!
It missed me!

or in the **past** (happened then).

Progressive form of **verbs**: present and past progressive

Past progressive

He *was walking*

She *was running*

The dog *was whining*

We *were listening*



Present

He *walks*

She *runs*

The dog *whines*

We *listen*

Present progressive

He *is walking*

She *is running*

The dog *is whining*

We *are listening*



Progressive form of **verbs**: past progressive

leap

Think of a sentence which shows that the children *did* this **verb** for a while.

The children *leapt*.

The children *were leaping*.



This **past progressive** form shows the action **continued** for a while.

Hint: use *were*

Can you use past progressive form?

The children were leaping about when the teacher opened the classroom door.

To make **verbs** progressive:

- Add one of... *is, are, am, was, were*
- Use *-ing* participle of the **verb**



Present progressive

Past progressive

She *makes* a mess.

She *is making* a mess.

She *was making* a mess.

auxiliary verb indicates the tense

He *chirps* softly.

He *is chirping* softly.

He *was chirping* softly.

They *fly* around.

They *are flying* around.

They *were flying* around.

Progressive Tense Practice

Under each present tense sentence, write the present progressive and past progressive versions. The first has been done for you.

She kicks the ball.

She is kicking the ball. (Present Progressive)

She was kicking the ball. (Past Progressive)

He bakes a cake.

They write a story.

He plays games.

We sing a song.

They run a race.

Action poem ideas

*Make some notes of phrases and descriptions you could use.
Try to write in the progressive tense.*

Climbing up a mountain

Floating in the air

Skating round a lake

Swimming in a whirlpool

Action Poem

Write your poem on this page. Set it out so its shape matches the action.

Progressive Tense Practice - ANSWERS

She kicks the ball.

She is kicking the ball. (Present Progressive)

She was kicking the ball. (Past Progressive)

He bakes a cake.

He is baking a cake.

He was baking a cake.

They write a story.

They are writing a story.

They were writing a story.

He plays games.

He is playing games.

He was playing games.

We sing a song.

We are singing a song.

We were singing a song.

They run a race.

They are running a race.

They were running a race.

What to do today

IMPORTANT Parent or Carer – Read this page with your child and check that you are happy with what they have to do and any weblinks or use of internet.

1. Read a poem

- Read the poem: *I have had an awful day.*
- What things cheer you up when you are having a difficult day? Make a list of them and keep them somewhere safe to remember.

2. Learn about the Perfect Form

- Use the *PowerPoint* or *Revision Card* to learn about the Perfect Form.
- Cut out the *Mixed Sentences*. Stick the Past Tense sentences onto *Chart 1*. Stick the Perfect Form sentences onto *Chart 2*.
- Write in the blank columns of each chart.

Show your answers to a grown-up. You can check them at the end of this pack.

3. Now for some writing

- Think of ideas for a new poem: *I have had a dreadful day.*
- Write out your poem carefully, setting it out with a sad and a happy face.

Try these Fun-Time Extras

- Can you send your poem to somebody else?
- Can you interview people to find out what cheers them up on a bad day?

I have had an awful day



Not a soul has come to play
My sister shouted, 'Go away!'
And I have told the dog...

The dog was full of sympathy
I took him for a walk and he
Found a football, played with me
Now we've come home



Revision Card – Perfect Form

Perfect form of verbs

She *has won* all of her fights in this competition.

Ali *has achieved* a top score.

We *have tried* our best.



Perfect form

The perfect form of the past tense suggests that a past action is *still affecting the present*.

Simple past

Ali *punctured* the ball.

I *injured* my knee.

We *had* a horrible day.

Perfect form

Ali *has punctured* the ball.

I *have injured* my knee.

We *have had* a horrible day.

Ali punctured the ball *in the past* and it is *still* flat.

I injured my knee *in the past* and it *still* hurts!

We had a horrible day *in the past* and we are *still* in it!

Perfect Form

The perfect form is created using the verb '*have/has*'.

Basanti *has collected* four trophies.

She *has skated* here for years.

We *have picked* our teams already.

Asha *has taken* the last drink.

I *have forgotten* my kit.

Tom *has swum* in three competitions.



Mixed Sentences

I have had a wonderful day.	She has cut her knee.
They have cooked.	He has moaned all day.
I have walked everywhere today.	She has lost her teddy.
They have had a great holiday.	He has had several cakes today.
I saw a friend.	She bumped her head.
They made a cake.	He talked all day.
I walked up a hill.	She lost her bag.
They had a cup of tea.	He ran home.

Past and perfect form chart 1

[illegible]

Past and perfect form chart 2

[illegible]

Past and perfect form: past to perfect form answers CHART 1

Past tense	Perfect From
I saw a friend.	I have seen a friend.
They made a cake.	They have made a cake.
I walked up a hill.	I have walked up a hill.
They had a cup of tea.	They have had a cup of tea.
She bumped her head.	She has bumped her head.
He talked all day.	He has talked all day.
She lost her bag.	She has lost her bag.
He ran home.	He has run home.

Past and perfect form: perfect form to past answers CHART 2

Past tense	Perfect From
She cut her knee.	She has cut her knee.
He moaned all day.	He has moaned all day.
She lost her teddy.	She has lost her teddy.
He had several cakes today.	He has had several cakes today.
I had a wonderful day.	I have had a wonderful day.
They cooked.	They have cooked.
I walked everywhere today.	I have walked everywhere today.
They had a great holiday.	They have had a great holiday.

I have had a dreadful day

What things could go wrong on your dreadful day?

What would help to cheer you up on your dreadful day?

Poem

Write your poem here.

Try to make it 6 or 8 lines long.

Make it start sad and end happily.

Include a happy and a sad face in your poem.