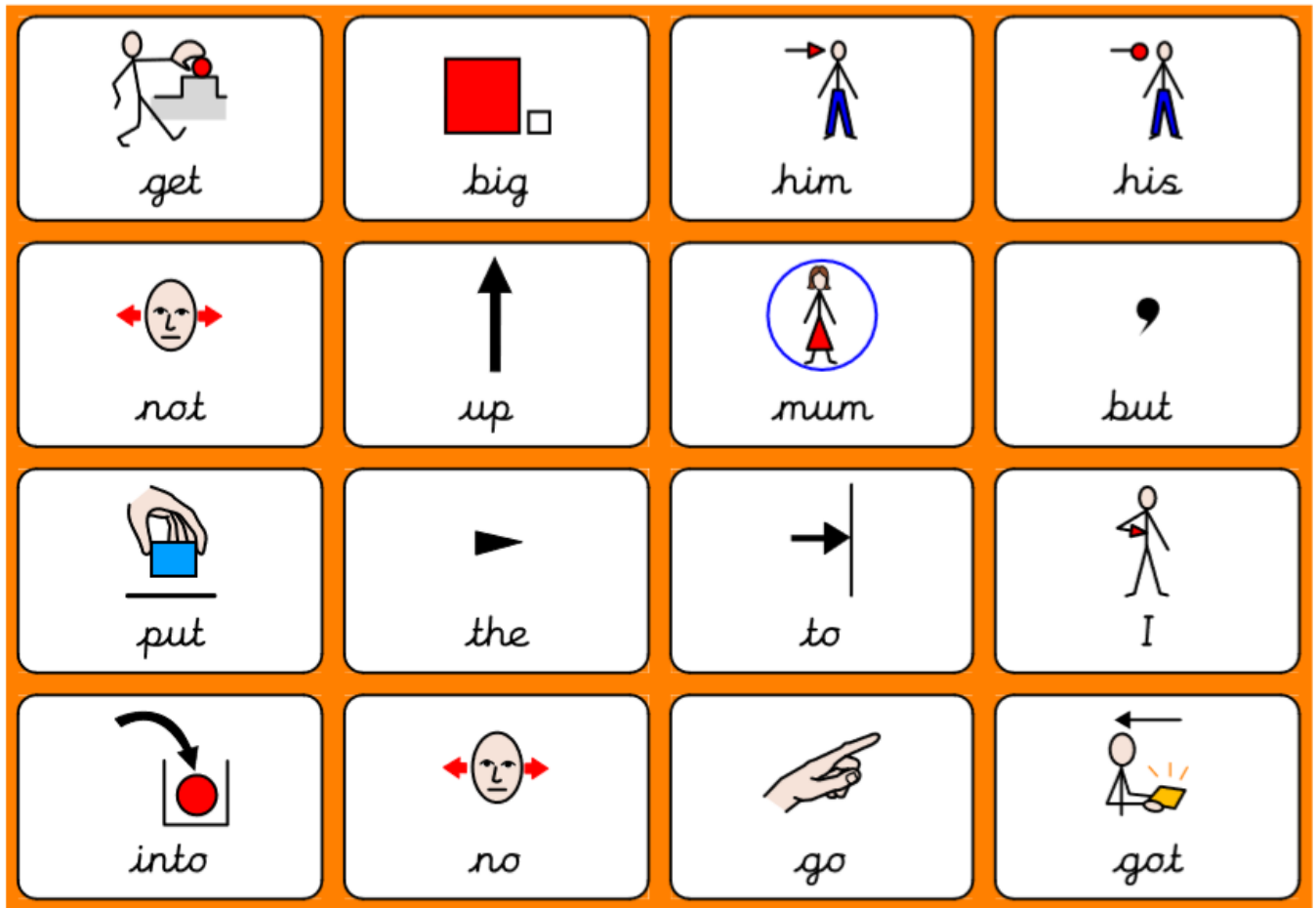


## Phonics and Key Words

### Key Words

Practise reading these key words:



Practise writing these key words. The first two you can look to make sure you are spelling it right. Next, give it a go without looking. Lastly, check is you spelled it right!

Key word	Practise 1 (copy into space)	Practise 2 (copy again)	Practise 3 (fold and hide)	Can spell word (check and correct)
get				
big				
him				
his				
not				

Key word	Practise 1 (copy into space)	Practise 2 (copy again)	Practise 3 (fold and hide)	Can spell word (check and correct)
----------	---------------------------------	----------------------------	-------------------------------	---------------------------------------

up				
mum				
but				
put				
the				

Key word	Practise 1 (copy into space)	Practise 2 (copy again)	Practise 3 (fold and hide)	Can spell word (check and correct)
to				
I				
into				
no				
go				

Phonics:

Read and write the following words. First segment the words e.g. cat – c – a – t. Then, try and read the words without segmenting them!

Focus GPCs = 'J V W X'

y	z/zz	qu
yap	zip	quit
yes	zot	quick
yet	Zak	quack
yell	zat	liquid

yem	buzz	quiz
yun	jazz	queep
yin	lizz	quag
yum-yum	zigzag	quot

Give it a go reading the following questions. Remember to try and not segment the key words in RED.

Can a rabbit yell at a man?

Is a zebra a pet?

Can a web buzz?


Can a duck quack?

Which sentence do you think goes with which picture?



Handwriting:

Keep practising your handwriting – remember to write on the line! You can practise on any paper! If your paper does not have line – draw some!



Practise your handwriting with the following words:

yes

yell

jazz

zip

quit

liquid

Everyday English:

Look at the following picture. What can you see? What are they doing? See if you can get someone to read you the questions.

## Breakfast Scene



Who is watching TV?

Who is sitting at the table?

What is the cat doing?

What are the children eating?

Who is on the TV?

Who is eating breakfast?

What is the mum watching?

What is the girl sitting on?

Where are the children?

Where is the weather reporter?

Why are the children at the table?

Why is the mum watching the weather report?


Where is the mum?

Where is the dog?

Why are the children eating cereal?

Why is the girl sitting on a booster seat?

Try and use the following words:



*mum*



*TV*



*children*



*table*



*breakfast*



*cereal*



*table*



*sitting*



*dog*



*cat*



*weather*



*cushion*



*rug*



*lamp*



*saga*



*armchair*



*window*



Play I-spy with someone in your house. Then, complete the sheet. You can write the answers on any piece of paper.



Tick the box when you find the matching picture.

☐

spoon

☐

hand

☐


balloon

☐

mouse

☐

sock

☐

teapot

☐

envelope

☐

fairy

☐

mouth

☐

beach  
ball

☐


bee

☐

carrot

☐

shorts

☐

tractor

☐

dog

☐

lighthouse

☐

snail

☐

queen

☐

panda

☐

jam

☐

lion

☐

bath

☐

umbrella

☐

cow

☐

flag

☐

moon

☐

clock

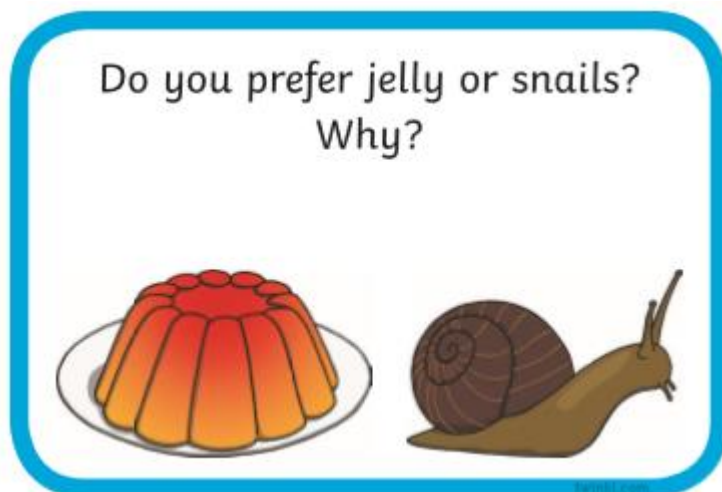


Talk!



Discussion of the week!

Look at the following question and discuss it with someone. Tell them **WHY**!



Useful websites:

Have a look at the following websites

1. <https://www.bbc.co.uk/cbeebies/shows/alphablocks> - great phonics videos!
2. <https://www.bbc.co.uk/cbeebies/shows/numberblocks> - great number videos!
3. <https://www.phonicsplay.co.uk/#> - free to sign up!



I hope you enjoy the work and have a great week!